


PISTON COMPRESSORS

Volume range: 179 – 9.900 l/min



PISTONS

THE IDEAL WAY ...



TOPAS 1.5/50 S



TOPAS 4 F T

Type code, e.g. RUBIN -O 7.5 500 F S D ID

Model _____ ↑

O = oil-free _____ ↑

Drive output [kW] _____ ↑

Receiver volume [l] _____ ↑

F = without wheels (stationary),
all other models (without F)
are mobile on wheels _____ ↑

S = 230 V • T = 400 V _____ ↑

SD = 400 V star-delta starting _____ ↑

D = dual system _____ ↑

ID = incl. load/no-load regulation _____ ↑

Type	Receiver volume	Max. final pressure	Suction volume	Motor output	Speed	Length	Width	Height	Weight	Compressed air connection
	l	bar	l/min	kW	1/min	mm	mm	mm	kg	G"
TOPAS 1.5/50 S	50	10	260	1.5	2850	840	350	720	51	fast
TOPAS-O 1.8/90 S	90	8	320	1.8	1420	1150	500	880	95.5	fast
TOPAS 4 F T	-	10	675	4	920	790	580	700	112	3/4"

The scope of applications for modern piston compressors covers a wide range from trades to industry.

The ALMiG piston compressors were developed specifically for commercial use and meet all requirements arising in the heavy-duty routine work in this sector.

Furthermore, they provide a flexible, mobile and reliable supply of compressed air in an extremely economical way.

The TOPAS series comprises:

- grey cast iron
- modern plastic housing
- TOPAS 1.5/50 S = single-stage compression, 1 cylinder
- thermostat-controlled ventilator
- TOPAS-O 1.8/90 S = single-stage compression, 2 cylinders
- electronic pressure switch
- TOPAS 4 F T = 2-stage compression, 2 cylinders
- instrument panel with all important control elements. TOPAS 4 F T incl. electronic control system
- drive motor incl. overload protection

... FOR HANDCRAFT AND COMMERCIAL APPLICATIONS



GRANAT-O 1.1/6 F S



ACHAT 1.5/24 S



OPAL 1.5/100 S

Type	Receiver volume l	Max. final pressure bar	Suction volume l/min	Motor output kW	Speed 1/min	Length mm	Width mm	Height mm	Weight kg	Compressed air connection G"
GRANAT-O 1.1/6 F S	6	8	179	1.1	2850	360	260	510	11.5	fast
ACHAT 1.5/24 S	24	8	185	1.5	2850	580	270	600	24	fast
ACHAT 1.5/50 S	50	8	185	1.5	2850	850	350	620	26	fast
OPAL 1.5/25 S	25	10	235	1.5	1040	620	310	620	37	fast
OPAL 1.5/25 S ID	25	10	235	1.5	1040	620	310	620	37	fast
OPAL 1.5/50 S	50	10	235	1.5	1040	870	400	700	58	fast
OPAL 1.5/100 S	100	10	235	1.5	1040	1070	480	780	62	2 x fast
OPAL 2.2/25 S ID	25	10	365	2.2	1375	870	400	750	36	fast
OPAL 2.2/100 T	100	10	365	2.2	1375	1200	450	940	67.5	2 x fast
OPAL 2.2/100 S	100	10	365	2.2	1375	1200	450	940	67.5	2 x fast
OPAL 2.2/270 F T	270	10	365	2.2	1375	1550	600	1000	110	ball valve 3/4"

The GRANAT series comprises:

- grey cast iron
- single-stage compression, 1 cylinder
- electromechanical pressure switch
- pressure manometer

The ACHAT series comprises:

- grey cast iron
- single-stage compression, 1 cylinder
- electromechanical pressure switch
- pressure-reducing valve with double manometer
- drive motor incl. overload protection
- rubber wheels for safe transportation

The OPAL series comprises:

- grey cast iron
- single-stage compression, 2 cylinders
- electromechanical pressure switch
- pressure-reducing valve with manometer
- drive motor incl. overload protection
- 2 large wheels incl. 2 feet for maximum stability during operation (except OPAL 2.2/270 F T)

... FOR HANDCRAFT AND COMMERCIAL APPLICATIONS



RUBIN 3/200 F T



JADE 7.5/500 F T

Type	Receiver volume l	Max. final pressure bar	Suction volume l/min	Motor output kW	Speed 1/min	Length mm	Width mm	Height mm	Weight kg	Compressed air connection G"
RUBIN 3/200 F T	200	10	430	3	1310	1500	550	980	97	ball valve 3/4"
RUBIN 3/270 F T	270	10	430	3	1310	1550	600	1100	117	ball valve 3/4"
RUBIN 4/270 F T	270	10	675	4	920	1500	500	1100	133	ball valve 3/4"
RUBIN 5.5/500 F T	500	10	840	5.5	1370	2000	600	1250	201	ball valve 3/4"
RUBIN 5.5/500 F SD	500	10	840	5.5	1370	2000	600	1250	206	ball valve 3/4"
RUBIN 7.5/500 F SD	500	10	1210	7.5	1300	2000	600	1300	225	ball valve 3/4"
JADE 5.5/500 F T	500	10	810	5.5	1250	2000	600	1200	225	ball valve 3/4"
JADE 7.5/500 F T	500	10	1110	7.5	1100	2080	700	1500	265	ball valve 3/4"
JADE 15/900 F T D	900	10	2220	15	1080	2200	800	1700	495	ball valve 3/4"

The RUBIN and JADE series comprises:

- JADE: grey cast iron cylinder
- RUBIN: cylinders and pistons made of grey cast iron
- 2-stage compression, 2 cylinders
- RUBIN: 2 cylinders in-line arrangement
- JADE: 2 cylinders, V-arrangement
- electromechanical pressure switch
- pressure manometer
- drive motor incl. overload protection

THE DIRECT-DRIVE INDUSTRIAL SOLUTION ...



unit on base frame



unit on receiver with connected refrigerant dryer



soundproof unit on receiver

The AKK, AEK and AGK ranges are air-cooled, single- or two-stage direct drive compressors. With regard to quality, operating reliability, a long service life and operating convenience of the same standard as large plants and guarantee maximum reliability and high efficiency.

A well thought-out modular system of proven design

Their compact construction and a well thought-out modular system make these compressors very flexible in application – they are capable of being adapted individually and reliably to all operating conditions.

The modular system includes:

- units on base plate for free-standing operation
- compressed air systems with diverse horizontal or vertical tanks (also with coupled refrigeration dryer)
- with or without sound insulation box

These modules and the power classes allow efficient use of the compressors, meeting the respective requirements round the clock.


Innovative engineering, optimum design

The ranges set a technical course by:

- good start-up and emergency running characteristics thanks to the use of special cylinder materials
- optimum oil supply by operationally safe immersion pin lubrication, which even supplies the driving mechanism with the required volume of oil when operating in an inclined position
- optimum balancing and low piston speeds provide silent running

- optimum cooling, as cylinders, cylinder heads and valves are favourably placed in the cooling air current of the axial fan and thus the heat of compression is dissipated optimally, which significantly enhances the working life and the servicing intervals
- standard production models are fitted with generously dimensioned coolers


... FOR COMPRESSED AIR CONTAINING LITTLE OIL



AKK



AGK-N



AEK



AGK-H

Type	Max. final pressure bar	Suction volume l/min	Air flow l/min	Motor output kW	Speed 1/min
AKK 301-D	10	301	185	1.5	1400
AEK 461	10	460	302	2.2	1400
AEK 601	10	600	410	3	1400
AEK 851	10	740	600	3.8	1400


Type	Max. final pressure bar	Suction volume l/min	Air flow l/min	Motor output kW	Speed 1/min
AGK-N 271	10	270	210	1.5	1400
AGK-N 551	10	545	446	3	1400
AGK-N 751	10	740	594	4	1400
AGK-H 271	15	270	196	1.5	1400
AGK-H 551	15	545	389	3	1400
AGK-H 751	15	740	510	4	1400

AKK / AEK / AGK series: effective output measured as per ISO 1217
at 8 bars for 10-bar systems,
at 12 bars for 15-bar systems


Nominal voltage: 230/400 V ~ 3/50 Hz

Dimensions and weights differ depending on the selected variant.

... FOR OIL-FREE COMPRESSED AIR



AKK-O



AGK-O

Type	Max. final pressure bar	Suction volume l/min	Air flow l/min	Motor output kW	Speed 1/min
AKK-O 236-D	7	230	144	1.1	1400
AGK-O 271	10	270	205	1.5	1400
AGK-O 551	10	545	441	3	1400
AGK-O 751	10	740	568	4	1400

AKK-O / AGK-O series:
effective output measured as per ISO 1217
Nominal voltage: 230/400 V ~ 3/50 Hz
Dimensions and weights differ depending
on the selected variant.

Oil-free pistons of the AKK-O and AGK-O series are used wherever absolutely no residual oil is permissible in the compressed air. The following features distinguish the ALMiG dry-running compressors and guarantee high efficiency and long service life:

- all pressure tanks galvanized
- good mass balance
- low piston speed
- excellent cooling
- compressor directly flanged to motor
- frictionless, non-corroding valves
- maintenance-free storage with synthetic high-temperature grease
- compression rings and piston guide made of filled Teflon
- cylinder made of special AL alloy with wear-resistant finish

This series is available in the well-conceived modular structural principle:

- as compressor equipment assembly to be built in
- as equipment assembly on base frame for freestanding installation
- as compressed air system with diverse horizontal or vertical tanks (also with coupled refrigeration dryer)
- as a dual system
- with or without sound insulation box


THE ROBUST INDUSTRIAL SOLUTION...



HL on base frame



HL on receiver



HL base unit

The well-conceived modular HL series offers the solution to all kinds of applications even under the toughest industrial conditions up to 40 bars. This equipment sets new standards with regard to quality, operational reliability, service life and operator convenience. ALMiG HL pistons are renowned for their efficient production of compressed air, also in 3-shift continuous operation. The freestanding cylinders of grey cast iron have large cooling

vanes and a powerful ventilator V-belt pulley, providing a highly effective cooling system for minimal system temperatures and maximal compressed air quality.

Further significant advantages of the HL concept are:

- low speed and piston speed
 - large intake and pressure valves
 - large intake and pressure lines
- for high total system efficiency.

... FOR THE BIG REQUIREMENTS FOR COMPRESSED AIR UP TO 40 BARS

HL on base frame	Max. final pressure	Suction volume	Air flow	Number of cylinders	Motor output	Speed	Length	Width	Height	Weight	Compressed air connection
	bar	l/min	l/min		kW	1/min	mm	mm	mm	kg	G"
HL 081012	10	693	512	2	4	660	1140	540	710	130	1/2
HL 091012	10	909	665	2	5.5	866	1140	540	710	160	1/2
HL 131013	10	1346	985	3	7.5	985	1350	570	750	210	3/4
HL 181013	10	1790	1338	3	11	1135	1350	570	750	230	3/4
HL 211014	10	1941	1456	4	11	815	1680	600	780	320	1
HL 221014	10	2227	1640	4	15	925	1680	600	780	330	1
HL 051522	15	515	420	2	4	975	1140	540	710	135	1/2
HL 081523	15	810	675	3	5.5	770	1350	570	750	165	3/4
HL 101523	15	1020	845	3	7.5	960	1350	570	750	165	3/4
HL 131523	15	1296	1075	3	11	1220	1350	570	750	185	3/4
HL 151524	15	1625	1360	4	11	910	1680	600	780	320	1
HL 201524	15	2090	1695	4	15	1170	1680	600	780	340	1
HL 221524	15	2335	1960	4	15	765	1900	690	880	410	1 1/2
HL 023522	35	210	160	2	2.2	675	980	410	680	90	1/2
HL 033522	35	280	225	2	3	900	980	410	680	95	1/2
HL 043522	35	400	292	2	4	780	1140	540	710	145	1/2
HL 053522	35	500	380	2	5.5	975	1140	540	710	155	1/2
HL 083523	35	800	525	3	7.5	765	1350	570	750	220	1/2
HL 103523	35	1050	710	3	11	1000	1350	570	750	220	1/2
HL 144033	40	1385	1100	3	18.5	1450	1300	900	950	410	18 mm
HL 284034	40	2809	2400	4	30	1500	1460	1080	1090	590	22 mm
HL 354034	40	3512	3020	4	45	1500	1570	1120	1090	670	22 mm

HL on receiver	Receiver volume	Max. final pressure	Suction volume	Air flow	Number of cylinders	Motor output	Speed	Length	Width	Height	Weight	Compressed air connection
	l	bar	l/min	l/min		kW	1/min	mm	mm	mm	kg	G"
HL 081012-270	270	10	693	512	2	4	660	1150	630	1400	290	1/2
HL 091012-270	270	10	909	665	2	5.5	866	1150	630	1400	290	1/2
HL 131013-500	500	10	1346	985	3	7.5	985	1950	720	1330	350	3/4
HL 181013-500	500	10	1790	1338	3	11	1135	1950	720	1330	370	3/4
HL 051522-270	270	15	515	420	2	4	975	1150	630	1400	280	1/2
HL 081523-500	500	15	810	675	3	5.5	770	1950	720	1330	350	3/4
HL 101523-500	500	15	1020	845	3	7.5	960	1950	720	1330	360	3/4
HL 131523-500	500	15	1296	1075	3	11	1220	1950	720	1330	380	3/4
HL 023522-250	250	35	210	160	2	2.2	675	1150	700	1210	310	1/2
HL 043522-500	500	35	400	292	2	4	780	2020	750	1400	445	3/4
HL 053522-500	500	35	500	380	2	5.5	975	2020	750	1400	455	3/4
HL 083523-500	500	35	800	525	3	7.5	765	2020	750	1400	520	3/4
HL 103523-500	500	35	1050	710	3	11	1000	2020	750	1400	545	3/4

Volumetric flow rate as per ISO 1217

- at 8-bar operating pressure for systems with 10 bars
- at 12-bar operating pressure for systems with 15 bars
- at 30-bar operating pressure for systems with 35 bars

INCREASE IN PRESSURE...



Basic booster unit

The Booster series in the power range 2.2–30 kW represents a comprehensive product mix of piston compressors whose main area of application is the post-compression of compressed air.

Boosters are employed wherever pre-compressed air of up to 13 bar is already available, or they are fed by a normal compressor on the intake side, and compress the air to the desired higher discharge pressure of maximally 40 bars

in a second compression procedure – and this in a manner which is simple, safe and without having to invest in a separate high-pressure network.

ALMiG Boosters feature a compact design and a clear, service-friendly construction.

They are known for their efficient production of compressed air and long service life, also in 3-shift continuous operation.



Booster basic unit

The slowly running (speeds of up to 600 to 1450 min⁻¹) air-cooled compressors can be adapted to almost any kind of operating conditions due to their modular construction. The standard version is designed for primary pressures between 5 and 13 bars. Other primary pressures upon request.

... FOR INDUSTRIAL APPLICATIONS UP TO 40 BARS

Booster	Min. primary pressure	Max. final pressure	Volumetric flow rate in compliance with ISO 1217 at final pressure						Nominal motor output in kW at final pressure						Length	Width	Height	Compressed air connection
	bars	bars	15 bars	20 bars	25 bars	30 bars	35 bars	40 bars	15 bars	20 bars	25 bars	30 bars	35 bars	40 bars	mm	mm	mm	G"
Booster 2-42-55	5	35	440	420	410	400	390	-	2.2	2.2	2.2	3	3	-	1110	480	720	1/2
Booster 2-42-70	5	20	560	540	-	-	-	-	2.2	3	-	-	-	-	1110	480	720	1/2
Booster 2-42-74	5	40	590	565	550	530	520	480	3	3	3	4	4	4	1110	480	720	1/2
Booster 2-42-74	7.5	40	920	890	860	840	815	785	3	3	4	4	4	5.5	1110	480	720	1/2
Booster 2-42-74	10	40	1205	1180	1150	1135	1085	1070	3	4	4	4	5.5	5.5	1110	480	720	1/2
Booster 3-42-74	5	40	1300	1230	1190	1140	1110	1060	4	5.5	5.5	7.5	7.5	7.5	1110	590	720	3/4
Booster 3-42-74	7.5	40	1980	1910	1840	1800	1755	1700	4	5.5	7.5	7.5	11	11	1110	590	720	3/4
Booster 3-42-74	10	40	2590	2530	2480	2440	2330	2300	4	5.5	7.5	11	11	11	1110	590	720	3/4
Booster 2-50-72	7.5	40	2830	2810	2790	2765	2750	2735	18.5	18.5	18.5	22	22	22	1380	1020	910	28 mm
Booster 2-50-72	10	40	3570	3550	3530	3515	3500	3485	18.5	18.5	22	22	22	22	1380	1020	910	28 mm
Booster 2-50-72	13	40	-	4460	4440	4425	4410	4400	-	18.5	22	22	22	22	1380	1020	910	28 mm
Booster 2-60-72	7.5	35	4150	4130	4110	4095	4080	-	18.5	18.5	18.5	22	22	-	1380	820	910	28 mm
Booster 2-60-72	10	35	5290	5270	5250	5235	5220	-	18.5	18.5	22	22	22	-	1380	820	910	28 mm
Booster 2-60-72	13	35	-	6610	6590	6575	6560	-	-	22	22	22	22	-	1380	820	910	28 mm
Booster 3-60-72	7.5	35	6195	6175	6155	6140	6125	-	22	22	22	30	30	-	1510	920	910	35 mm
Booster 3-60-72	10	35	7900	7880	7860	7845	7830	-	22	22	30	30	30	-	1510	920	910	35 mm
Booster 3-60-72	13	35	-	9895	9875	9860	9845	-	-	30	30	30	30	-	1510	920	910	35 mm
Booster 3-50-72	7.5	40	4235	4215	4195	4180	4165	4150	22	22	30	30	30	30	1510	1020	910	35 mm
Booster 3-50-72	10	40	5390	5370	5350	5335	5320	5305	22	22	30	30	30	30	1510	1020	910	35 mm
Booster 3-50-72	13	40	-	6760	6745	6730	6715	6700	-	30	30	30	30	30	1510	1020	910	35 mm

INTELLIGENTE DRUCKLUFT MADE IN GERMANY

In line with the customer's needs

With our innovative system concepts we offer customised solutions for almost all applications. Our endeavour lies not only in supplying compressors, we

offer ourselves as a competent system provider capable of offering solutions to all users of compressed air. That does not only apply to the consultation and installa-

tion phase of your new compressor(s), but naturally continues in all areas of service, maintenance and visualisation.

Challenge us!

Screw compressors	Piston compressors	Turbocompressors	Blower	Complete accessories	Control, regulate, monitor
<ul style="list-style-type: none"> constant speed 2.2 – 500 kW/5 – 13 bars variable speed-controlled and direct drive 2.2 – 355 kW/5 – 13 bars oil-free, with water injection 1.5 – 85 kW/5 – 13 bars 	<ul style="list-style-type: none"> oil-free, up to 10 bars 1.1 – 4 kW for normal pressure up to 10 bars 1.5 – 15 kW for medium pressure up to 15 bars 1.5 – 15 kW for high pressure up to 40 bars 2.2 – 45 kW as a booster for an input pressure up to 15 bars and an output pressure up to 40 bars 2.2 – 30 kW 	<ul style="list-style-type: none"> for oil-free compressed air 65 – 1000 kW two-stage up to 9 bars three-stage up to 10 bars 	<ul style="list-style-type: none"> at constant speed 1.5 – 55 kW 300 – 1000 mbars with speed control and direct drive 3 – 55 kW 300 – 1000 mbars 	<ul style="list-style-type: none"> refrigerant dryers 0.27 – 100 m³/min desiccant dryers 0.08 – 145 m³/min activated carbon adsorbers 0.08 – 145 m³/min filters, all particle sizes 0.5 – 225 m³/min complete condensate management up to 120 m³/min 	<ul style="list-style-type: none"> base load changeover controls consumption-related controls visualisation (we bring your compressed air to the PC) tele-monitoring (the hotline of your compressed air station)



Your expert advisor